


PORT AUTHORITY


Port Authority® Women's Knit Blazer. LM2000




Mix it up at the office or after work with this versatile, modern blazer. Designed for layering comfort, this easy-to-wear, deconstructed style can go from refined to casual and resist wrinkles all day long.

- 8.5-ounce, 52/48 cotton/poly ponte knit
- Peak lapel
- Front and back darts
- Welt pockets
- 2-button front closure
- Back vent

CARE INSTRUCTIONS
Machine wash cold. Wash inside out. Wash with like colors.
Do not bleach. Tumble dry low. Warm iron if necessary.

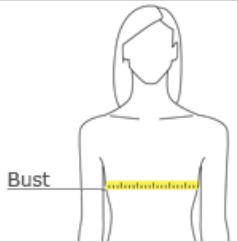


front



back

HOW TO MEASURE



Bust

BUST

Measure under the arm and around the fullest part of the bust with arms down, keeping tape horizontal.

SIZE CHART

	XS	S	M	L	XL	XXL	3XL	4XL
Size	2	4/6	8/10	12/14	16/18	20/22	24/26	28/30
Bust	32-34	35-36	37-38	39-41	42-44	45-47	48-51	52-55

COLOR INFORMATION

Please note: PMS code information is shown only when an exact match is available.



Battleship Grey
PMS 7540 C



Black
PMS BLACK C



Deep Navy
PMS 433 C



Rich Red
PMS 201 C